

Have you seen your friends or your family wash before they pray?

That washing is called *wudhoo*.

Our Prophet ﷺ told us how to make *wudhoo*.¹



¹ Soorah al Maa-idah (5) aayah 6

We have to use clean water.³

We have to make sure also that we cleaned ourselves after we last went to the toilet.



³ Refer to page 40 of al mulakh-khas of Shaykh al Fawzaan

We have to make sure that the water gets onto the parts of our body that we are going to wash.

So if you wear a watch, you have to make sure that the water can get underneath it.

Or else you have to take it off!



When we make *wudhoo*, we have to wash our hands, our face and our feet.


And we have to wipe water over our head.

But very importantly – WE DON'T WASTE WATER!



We turn our tap on only a little bit and use the water carefully.

Sometimes people let lots of water run out of the tap while they are making wudhoo – and a lot of the water runs down into the plug hole without it being used in their wudhoo.



We don't do that.

How do we make *wudhoo*?



Wudhoo is very easy to do.

We say to ourselves that we are going to make *wudhoo*.

This is called making the *niyyah*.

We talked about that last time. We say the *niyyah* quietly to ourselves.



We say *bismillaah*.⁴

Then we start to wash.



⁴ "I begin in the Name of Allaah"

We wash our **hands** up to our wrists 3
times.



We put water into our **nose and**
mouth to clean them 3 times.



Then we wash our **faces**.

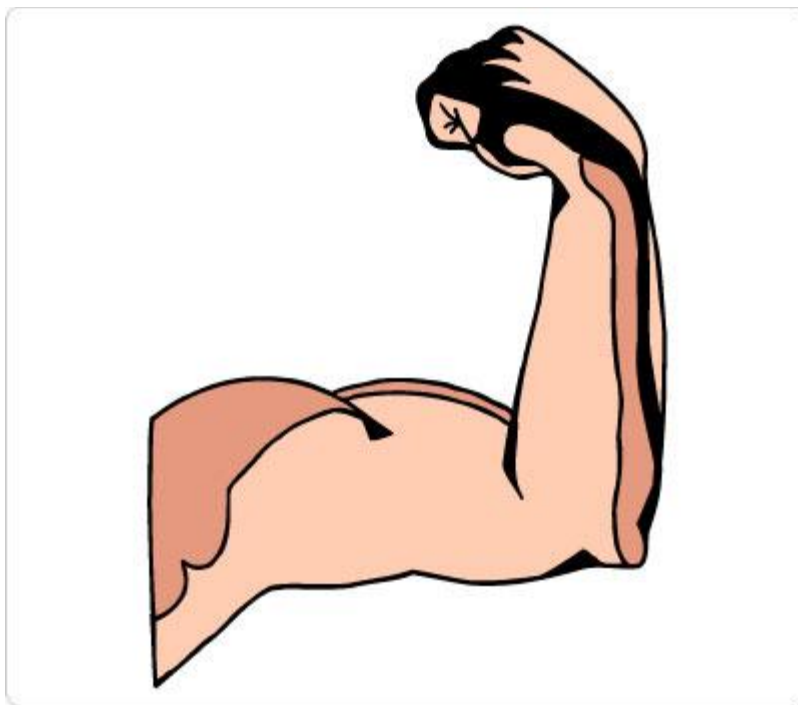
Our “face” means from the top of the forehead down to our chin.

And from one ear all the way across the other ear.



We wash that area 3 times.

Now we have to wash our **hands** and
arms.




We only wash our arms from our fingertips up to our elbows. We don't have to wash all the way up to our shoulders.

We wash our right arm like this 3 times and then our left arm like this 3 times.

Then we take some water onto our fingers and we wipe from the top of our forehead over our

hair down to the top of our neck.



Then we move our hands back to the top of our forehead.

Then we put our right first finger into our right

ear to clean it.

And we put our left first finger into our left ear, at the same time.



And we wipe **behind our ears**
with our thumbs.

And then we wash our right **foot** and our
right **ankle** three times.

And then the same for our left foot and left ankle.



Shall we try to remember what we wash when we make wudhoo?

Hands 3 times

Mouth and nose 3 times

Face 3 times

Hands and arms 3 times

Hair and ears 1 time

Feet and ankles 3 times

Now we are ready to pray!



Test yourself!

Say whether each of these is true or not:

- 1) We have to wash our face when making *wudhoo*
- 2) We should say *bismillah* in the middle of making *wudhoo*
- 3) When we wash our arms, we have to wash the elbows as well
- 4) The *wudhoo* takes a very long time to make
- 5) If we wear a watch, we have to take it off when making *wudhoo* if the watch stops the water touching our skin

Here's what we wash when we make wudhoo in the right order; but you have to fill in the missing words:

- | | |
|---------------------|---------|
| 1. ***** | 3 times |
| 2. Mouth and ***** | 3 times |
| 3. ***** | 3 times |
| 4. Hands and arms | 3 times |
| 5. Hair and ***** | 1 time |
| 6. ***** and ankles | 3 times |

Revision:

- What is a fard prayer?
- Which city do we face towards when we pray?
- Can we pray with no clothes on?
- Can we pray in the toilet?

Homework for next time!

- When do we have to make wudhoo again?
- Do we have to make wudhoo again for each prayer?

Answers:

True or false - 1,3,5 are true. The other answers are false.

Fill in the blanks - Hands, nose, face, ears, feet

Key points for teachers:

The *shuroot* of the wudhoo include:

The person making wudhoo must:

- Be Muslim
- Be sane
- Be of the age of discernment
- Have the intention to wash only for the purposes of making wudhoo (and not for example to cool down when feeling hot)
- Be clean from the impurities of the toilet
- Have removed objects on the body that would prevent the wudhoo water touching the skin of the places that must be washed

The water must be:

- *Tahoor* (pure in itself and be able purify other objects ,according to the Shareeah)
- Obtained in a halal manner (e.g. not stolen from someone else)

The wudhoo must include washing of:

- The face, including *madmadah* (washing the mouth out) and *istinshaaq* (washing the nose out)
- Washing the hands and forearms to include the elbows
- Wiping over the entire head, including washing of the ears
- Washing the feet, including the ankles

The washing of the body parts in wudhoo must:

- Be done in the correct Islamically legislated sequence
- Be done without allowing a long break in time between washing different body parts